



© Baker Kids®
All rights reserved 2020

Prepare Equipment

Measuring Cups/Spoons



Bowls

Small Bowls



Use your muscles to mix.

Other



Prepare and Measure Ingredients




MEASURE Self Raising Flour, Caster Sugar and a pinch of Salt and PLACE into Small Bowl 1 and MIX.



MEASURE Milk into 1 Cup (blue).



MEASURE Butter into 1/2 Cup (orange).



Method Steps

1

Add 1/2 Cup (orange) into Small Bowl 1 and rub mixture together.



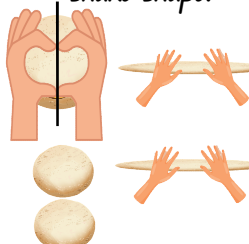
2

Tip 1 Cup (blue) into Small Bowl 1 slowly, while Mixing.




3

Divide the Dough into 2 pieces and roll both into a long snake shape.



4

Cover the Sticks/Forks with Alfoil and wind the dough around the stick.



5

Cook over a campfire (continue to turn) until golden brown all around.



Recipe Information



MAKES 2





If you enjoy the recipe...



Other Baker Kid Recipes are available now (either online or hardcopy):

- Rainbow Cupcakes
 - Chocolate Chip Cookies
 - Banana Bread
 - Chocolate Cake
 - Caramel Slice
 - Chocolate Brownies
 - Coconut Ice
 - Sugar Cookies
 - Apple & Sour Cream Slice
-
- 6 Month or 12 Month Memberships
 - Trial Packs
- with more added every few weeks....



*Our Baker Kids Measuring Cups and Spoons **MATCH** every Baker Kid Recipe!*

