



RAINBOW CUPCAKES



Baker Kids

By  Kids

© Baker Kids by Love Inside 2021



Sprinkle with LOVE



Prepare Equipment

MAKES 8

DIFFICULTY 





SHARE YOUR CREATIONS
#bakerkidsbyloveinside



www.bakerkidsbyloveinside.com



bakerkidsbyloveinside@gmail.com



www.fb.com/bakerkidsbyloveinside



www.instagram.com/bakerkidsbyloveinside

© Baker Kids by Love Inside 2021

CreativeCommons Font Attribution: State of Queensland: Department of Education and Training



Green Food Colouring



Yellow Food Colouring



Red Food Colouring
Yellow Food Colouring



SHARE YOUR CREATIONS
#bakerkidsbyloveinside



www.bakerkidsbyloveinside.com



bakerkidsbyloveinside@gmail.com



www.fb.com/bakerkidsbyloveinside

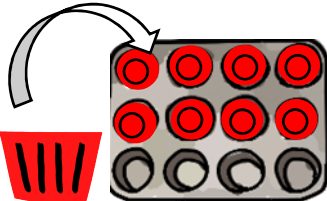


www.instagram.com/bakerkidsbyloveinside

© Baker Kids by Love Inside 2021

Creative Commons Font Attribution: State of Queensland: Department of Education and Training

Ingredient Checklist



SHARE YOUR CREATIONS
#bakerkidsbyloveinside


 www.bakerkidsbyloveinside.com

 bakerkidsbyloveinside@gmail.com


 www.fb.com/bakerkidsbyloveinside

 www.instagram.com/bakerkidsbyloveinside

1



2



3



SHARE YOUR CREATIONS
#bakerkidsbyloveinside



www.bakerkidsbyloveinside.com



bakerkidsbyloveinside@gmail.com



www.facebook.com/bakerkidsbyloveinside




www.instagram.com/bakerkidsbyloveinside

© Baker Kids by Love Inside 2021

Creative Commons Font Attribution: State of Queensland: Department of Education and Training

Method



SHARE YOUR CREATIONS
#bakerkidsbyloveinside



www.bakerkidsbyloveinside.com



bakerkidsbyloveinside@gmail.com



[www.fb.com/bakerkidsbyloveinside](https://www.facebook.com/bakerkidsbyloveinside)



www.instagram.com/bakerkidsbyloveinside

© Baker Kids by Love Inside 2021

Creative Commons Font Attribution: State of Queensland: Department of Education and Training

Method

10



SHARE YOUR CREATIONS
#bakerkidsbyloveinside



www.bakerkidsbyloveinside.com



bakerkidsbyloveinside@gmail.com



www.fb.com/bakerkidsbyloveinside



www.instagram.com/bakerkidsbyloveinside



© Baker Kids by Love Inside 2021

Creative Commons Font Attribution: State of Queensland: Department of Education and Training

BONUS SECTION



ICING



SHARE YOUR CREATIONS
#bakerkidsbyloveinside



www.bakerkidsbyloveinside.com



bakerkidsbyloveinside@gmail.com



[www.fb.com/
bakerkidsbyloveinside](https://www.facebook.com/bakerkidsbyloveinside)



[www.instagram.com/
bakerkidsbyloveinside](https://www.instagram.com/bakerkidsbyloveinside)

© Baker Kids by Love Inside 2021

Creative Commons Font Attribution: State of Queensland: Department of Education and Training

11



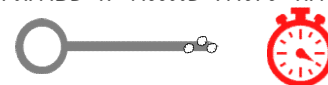
Press the skewer into the centre of the cupcake about halfway down so that the skewer reaches the middle. If the skewer comes out clean, it is cooked.

How to check your Cupcake is cooked?


Test it with a skewer.



If the skewer comes out with mix or crumbs it needs more time.



12



SHARE YOUR CREATIONS
#bakerkidsbyloveinside



www.bakerkidsbyloveinside.com



bakerkidsbyloveinside@gmail.com



[www.fb.com/bakerkidsbyloveinside](https://www.facebook.com/bakerkidsbyloveinside)



www.instagram.com/bakerkidsbyloveinside

© Baker Kids by Love Inside 2021

Creative Commons Font Attribution: State of Queensland: Department of Education and Training

13



SHARE YOUR CREATIONS
#bakerkidsbyloveinside



www.bakerkidsbyloveinside.com



bakerkidsbyloveinside@gmail.com



[www.fb.com/
bakerkidsbyloveinside](http://www.fb.com/bakerkidsbyloveinside)



[www.instagram.com/
bakerkidsbyloveinside](http://www.instagram.com/bakerkidsbyloveinside)

© Baker Kids by Love Inside 2021